

**1<sup>st</sup>**

News portal in Mauritius

\*as at 1<sup>st</sup> March 2017



Likes on Facebook



Number of Likes per week



Post reach per week

\*As at 1<sup>st</sup> March 2017



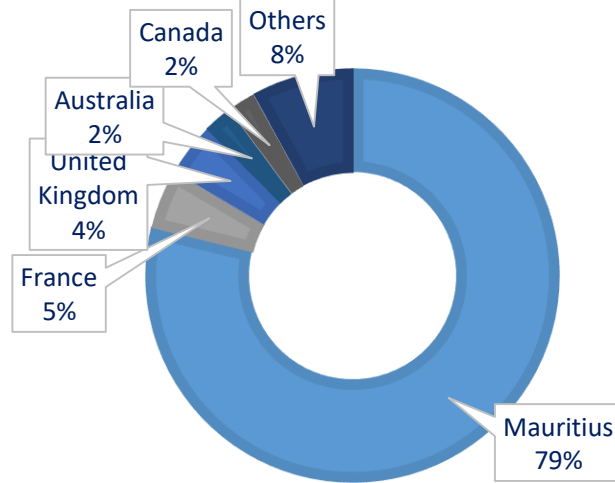
**80,515**  
Downloads of the  
Lexpress app



**28,201**  
Subscribers to  
the newsletter

**lexpress.mu**

**Sessions by country**



**9,869,009**  
Page views



**1,406,113**  
Number of sessions via  
Facebook



**4,938,149**  
Sessions



**3,171,691**  
Number of sessions via  
mobile

**@lslvideo**



**2,736,606**  
Total Views YouTube  
& Facebook



**565,143**  
Views on Facebook



**2,171,463**  
Views on YouTube

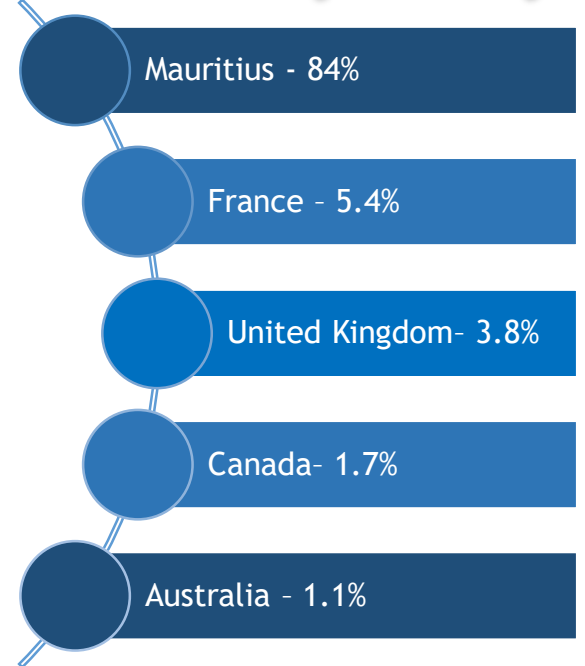


**5,219**  
Users  
engaged




**2min 08s**  
Average view  
duration

**Sessions by country**



\*As at 1<sup>st</sup> March 2017

**@lslradio**



**78,132**  
Total number of listens

0% 10% 20% 30% 40% 50% 60% 70% 80%

Source:

